


Introducing Drum Notation

Below is one **bar** of music. In the bar, are 4 notes called **crotchets**.



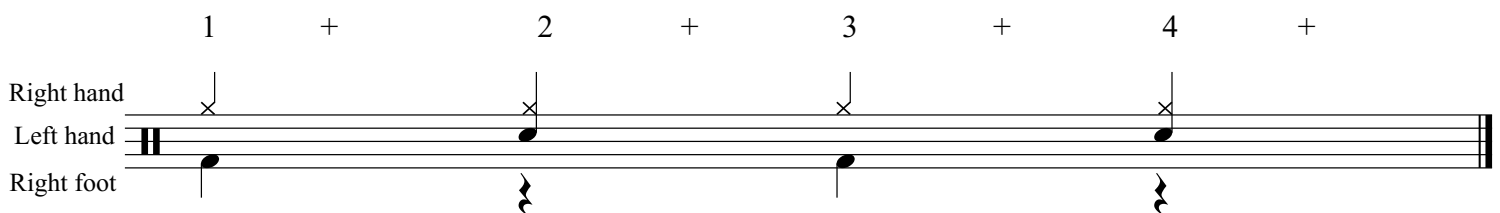
Try clapping the above rhythm, then hitting it out on a drum. Notice how you have to use different hands!

Now let's place our notes in different places on the **staff**.

The staff is the group of lines and spaces which tell us what part of the drums to play.




Let's try playing a simple drum beat using crotchets:




Let's add a **time signature** to our bar: 4/4.

This tells us that we have to have four crotchets in each bar. So 4 bars looks like this:



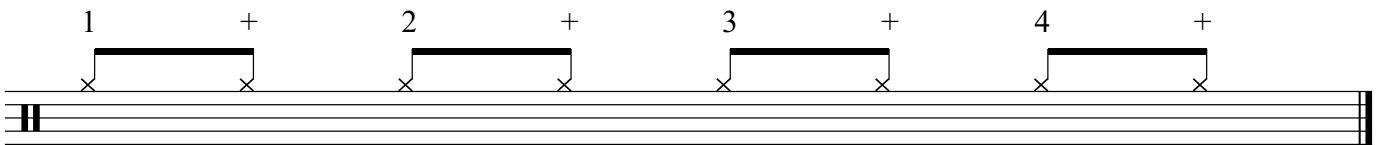


This is a **quaver** note. In a 4/4 bar, we will have 8 quavers and they will look like this:

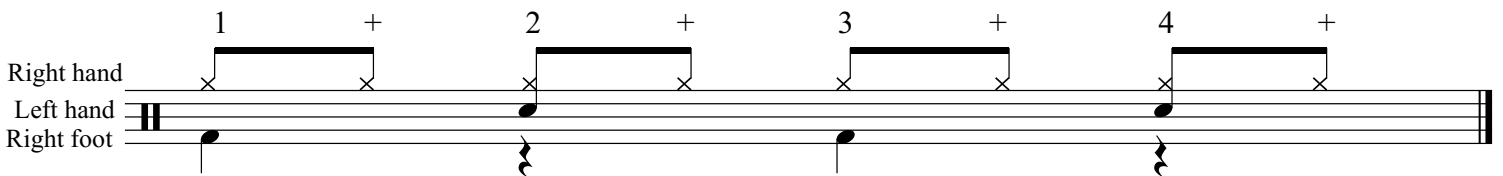


Try and clap the above rhythm, and then hit it on a drum - make sure you use different hands.


Let's play our quavers on the Hi-Hat, using our **right hand**:



Let's play a drum beat now with those quavers:



4 bars of the above drum beat looks like this:



The snare drum lands on 2 and 4. The bass drum lands on 1 and 3.

The beat is commonly written like this:

